



Camp Facility Reservations



Choose Your Camp

Decide which camp your troop would like to camp at and select the online facility rental link under the camp name to make your reservation.




Camp Ada

Camp Ada consists of 78 acres of woods and rolling pasture in Henry County just south of New Castle, IN. It is readily accessible from Interstate 70 for Girl Scouts throughout the county. The camp is located approximately 55 miles east of Columbus, OH, approximately 34.5 miles west of New Castle, IN, and approximately 34.5 miles west of the center.

[Reservation form](#)

[Confirmation Packet Camp Ada](#)



Read the Important Information

Be sure to read the important information before reserving a camp facility.

Home

Girl Scouts of Central Indiana
Camp Ada
4731 W County Road 600 S • Spiceland, IN 47385

Camp Ada consists of 78 acres of woods and rolling pasture in Henry County just south of New Castle, Ind. It is readily accessible from Interstate 70 for Girl Scouts throughout the council jurisdiction. The camp is located approximately 50 miles east of the Girl Scout Service Center at Indianapolis, and approximately 35 miles west of the Girl Scout Service Center at Richmond.

The council employs a site manager at Camp Ada who lives in the house on-site. The site manager is there to maintain the facilities and to aid troops or groups who need assistance during your stay, please contact the site manager. The site manager is on call at camp 24 hours/season except on established holidays.

Phone: 765.924.6666 or toll-free: 877.474.2248, press 9 (when office is closed)
Cell phone: 765.506.6666
Home phone number: 765.987.8276 (house, maintenance barn)
Cell phone number: 765.987.8448 (Cabins 1 & 2)

Arrival and Departure

Check in and check out times are as follows for ALL camps.

Check in: 4 p.m. or after

Check out: 2 p.m. or before

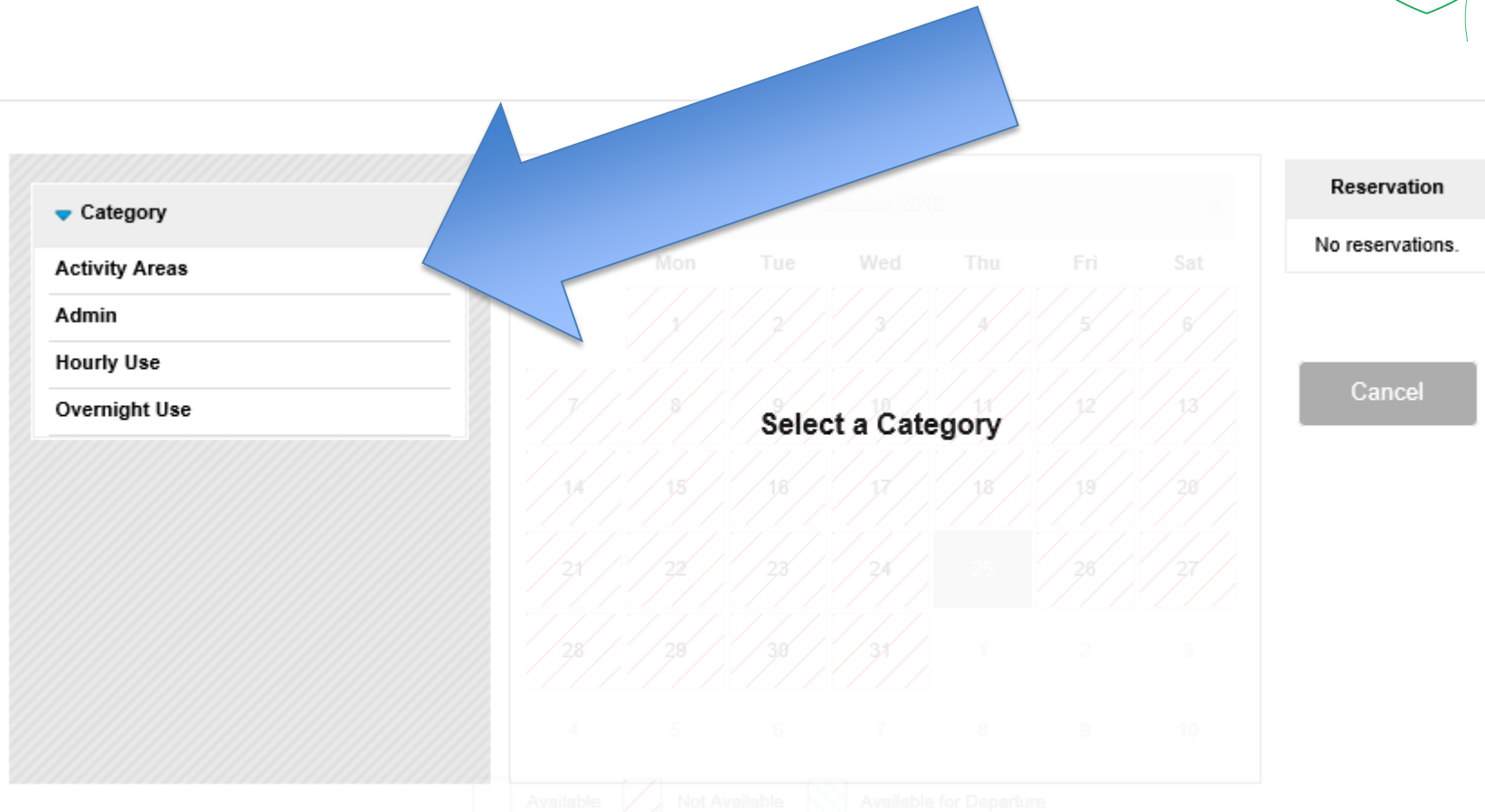
Any change in these times needs to be requested at the time of reservation.

If troops want to check-in before the specified time, payment is also required for the day/night before.

If troops want to check out later than the specified time, payment is also required for the next day/night.

Option 1: Reserving an Activity Area

Choose the type of reservation you would like to make to make. In this case, we will be choosing an activity such as archery.



The screenshot displays a reservation interface. On the left, a 'Category' dropdown menu is open, showing options: 'Activity Areas', 'Admin', 'Hourly Use', and 'Overnight Use'. A large blue arrow points from the top right towards the 'Activity Areas' option. The main area features a calendar grid with days of the week (Mon-Sat) and dates. The text 'Select a Category' is overlaid on the calendar. To the right, there are three buttons: 'Reservation', 'No reservations.', and 'Cancel'. A legend at the bottom identifies the calendar grid's background patterns: 'Available' (white), 'Not Available' (red diagonal lines), and 'Available for Departure' (green diagonal lines).

	Mon	Tue	Wed	Thu	Fri	Sat
1	2	3	4	5	6	
7	8	9	10	11	12	13
14	15	16	17	18	19	20
21	22	23	24	25	26	27
28	29	30	31	1	2	3
4	5	6	7	8	9	10

Available Not Available Available for Departure

Choose Your Time

Locate the date and time you would like to reserve your program activity. In this case, archery is available to be rented for up to 4 hours at a time. Choose your time and hit the red "RESERVE" button under the time you chose.

The screenshot displays a reservation interface for archery equipment. On the left, there is a sidebar with a 'View All Categories' link and an 'Activity Areas' section containing 'Ada - Archery Equipment'. The main area features a calendar for March 2019. The calendar shows dates from 24 to 31, with some dates (26-31) marked as 'Not Available' with red diagonal lines. A legend at the bottom indicates that a solid grey box represents 'Available', a red diagonal line represents 'Not Available', and a blue diagonal line represents 'Available for Departure'. To the right of the calendar is a 'Time' selection list with slots from 8:00 AM to 8:00 PM. The 3:00 PM slot is highlighted with a red 'RESERVE' button. A blue arrow points to this button. Further right, there is a 'Reservation' section with the text 'No reservations.' and a 'Cancel' button.

Sun	Mon	Tue	Wed	Thu	Fri	Sat
24	25	26	27	28	1	2
3	4	5	6	7	8	9
10	11	12	13	14	15	16
17	18	19	20	21	22	23
24	25	26	27	28	29	30
31	1	2	3	4	5	6

Time Selection List:

- 8:00 AM
- 9:00 AM
- 10:00 AM
- 11:00 AM
- 12:00 PM
- 1:00 PM
- 2:00 PM
- 3:00 PM (RESERVE)
- 4:00 PM
- 5:00 PM
- 6:00 PM
- 7:00 PM
- 8:00 PM

Reservation Status: No reservations.

Buttons: Cancel

Checkout/Continue Shopping

You may continue to add additional units to your order (use the “view all categories” option to choose another unit that fits your needs) or checkout from here.

If adding additional units, repeat the steps. To checkout, hit the “CHECKOUT” button

View All Categories

Activity Areas

Ada - Archery ⓘ

March 2019

Sun	Mon	Tue	Wed	Thu	Fri	Sat
24	25	26	27	28	1	2
3	4	5	6	7	8	9
10	11	12	13	14	15	
17	18	19	20			
24	25	26	27	28	29	30
31	1	2	3	4	5	6

Time

- 8:00 AM
- 9:00 AM
- 10:00 AM
- 11:00 AM
- 12:00 PM
- 1:00 PM
- 2:00 PM
- 3:00 PM
- 4:00 PM
- 5:00 PM
- 6:00 PM
- 7:00 PM
- 8:00 PM

Reservation

Ada - Archery Equipment
3/15/2019 11:00 AM - 2:00 PM ⓘ

CHECKOUT

Cancel

Available Not Available Available for Departure

Option 2: Reserving a Facility for Day Use Only

Choose the type of reservation you would like to make to make. In this case, we will be choosing a unit that we are only using for a few hours on a specific day.

The screenshot displays a reservation interface. On the left, a 'Category' dropdown menu is open, showing options: 'Activity Areas', 'Admin', 'Hourly Use', and 'Overnight Use'. A large blue arrow points to the 'Hourly Use' option. The main area features a calendar for October 2018. The calendar grid shows dates from 30 to 10. A legend at the bottom indicates: 'Available' (white), 'Not Available' (red diagonal lines), and 'Available for Departure' (blue diagonal lines). The text 'Select a Category' is overlaid on the calendar. On the right, there are two buttons: 'Reservation' (grey) and 'No reservations.' (white), and a 'Cancel' button (grey).

Category	Activity Areas	Admin	Hourly Use	Overnight Use
▼ Category				

October 2018

	Sun	Tue	Wed	Thu	Fri	Sat
30	1	2	3	4	5	6
7	8	9	10	11	12	13
14	15	16	17	18	19	20
21	22	23	24	25	26	27
28	29	30	31	1	2	3
4	5	6	7	8	9	10

Available Not Available Available for Departure

Reservation
No reservations.
Cancel

Choose Your Date/Time

Locate the date and time you would like to reserve your program activity. In some cases, some of our facilities are limited to the amount of hours you can reserve them for. Others can be reserved for the entire day.

View All Categories

Hourly Use

- Ada - All Camp Hourly Use
- Ada - Day Use - No Site (Hourly)
- Ada - Marcy's Manor**
- Ada - Marcy's Manor (Troop Meeting Room)

March 2019

Sun	Mon	Tue	Wed	Thu	Fri	Sat
24	25	26	27	28	1	2
3	4	5	6	7	8	9
10	11	12	13	14	15	16
17	18	19	20	21	22	23
24	25	26	27	28	29	30
31	1	2	3	4	5	6

Time

- 8:00 AM
- 9:00 AM
- 10:00 AM
- 11:00 AM
- 12:00 PM
- 1:00 PM
- 2:00 PM
- 3:00 PM
- 4:00 PM
- 5:00 PM
- 6:00 PM
- 7:00 PM
- 8:00 PM

Reservation

Ada - Archery Equipment
3/15/2019 11:00 AM - 2:00 PM

CHECKOUT

Cancel

RESERVE

Available Not Available Available for Departure

Checkout/Continue Shopping

You may continue to add additional units to your order (use the “view all categories” option to choose another unit that fits your needs) or checkout from here.

If adding additional units, repeat the steps. To checkout, hit the “CHECKOUT” button

The screenshot displays a reservation system interface. On the left, a 'View All Categories' dropdown menu is open, showing options like 'Ada - All Ca...', 'Ada - Day...', 'Ada - Marcy's M...', and 'Ada - Marcy's Mano... (Room)'. A large blue arrow points from this menu towards the calendar. The central part of the interface is a calendar for March 2019, with a 'Time' column on the right. The calendar shows dates from 24 to 31, with some dates marked as 'Not Available' (red diagonal lines) and others as 'Available for Departure' (blue diagonal lines). A large blue arrow points from the calendar towards the 'CHECKOUT' button. On the right, a 'Reservation' summary box lists two reservations: 'Ada - Archery Equipment' for 3/15/2019 from 11:00 AM to 2:00 PM, and 'Ada - Marcy's Manor' for 3/16/2019 from 8:00 AM to 7:00 PM. Below the summary are two buttons: a prominent red 'CHECKOUT' button and a grey 'Cancel' button.

March 2019							Time
Sun	Mon	Tue	Wed	Thu	Fri	Sat	
24	25	26	27	28	1	2	8:00 AM
							9:00 AM
							10:00 AM
3	4	5	6	7	8	9	11:00 AM
10	11	12	13	14	15		12:00 PM
17	18	19	20				1:00 PM
24	25	26	27	28	29	30	4:00 PM
31	1	2	3	4	5	6	5:00 PM
							6:00 PM
							6:00 PM
							7:00 PM
							8:00 PM

Legend: Available (grey), Not Available (red diagonal lines), Available for Departure (blue diagonal lines)

Reservation Summary:

- Ada - Archery Equipment
3/15/2019 11:00 AM - 2:00 PM
- Ada - Marcy's Manor
3/16/2019 8:00 AM - 7:00 PM

Buttons: CHECKOUT, Cancel

Option 3: Reserving a Facility for an Overnight Stay

Choose the type of reservation you would like to make.

In this case, we will be choosing a unit that we will be using for at least one overnight stay.

The screenshot displays a reservation interface. On the left, a 'Category' dropdown menu is open, showing options: 'Activity Areas', 'Admin', 'Hourly Use', and 'Overnight Use'. A large blue arrow points from the 'Overnight Use' option towards the calendar. The calendar shows the month of October 2018, with days from 1 to 31. Most days are marked as 'Not Available' with red diagonal lines. A legend at the bottom identifies the colors: white for 'Available', red diagonal lines for 'Not Available', and light blue diagonal lines for 'Available for Departure'. The date 25th is highlighted in grey. On the right side, there are two buttons: 'Reservation' (grey) and 'No reservations.' (white), and a 'Cancel' button (grey) below them.

Category	Activity Areas	Admin	Hourly Use	Overnight Use
▼ Category				

October 2018

Wed	Thu	Fri	Sat
2	3	4	5
6	7	8	9
10	11	12	13
14	15	16	17
18	19	20	21
22	23	24	25
26	27	28	29
30	31	1	2
3	4	5	6
7	8	9	10

Select a Category

Available Not Available Available for Departure

Reservation
No reservations.
Cancel

Choose Your Dates

Locate the dates you would like to reserve your program activity. In most cases, our facilities are limited to reserving up to 5 nights. Of course, you are welcome to reserve for one night only.

Please note: Check-in is at 4:00 pm the day your reservation begins. Check-out is at 2:00 pm on the last day of your reservation. If you would like to arrive earlier than 4:00 pm, you will need to reserve an additional night.

[View All Categories](#)

Overnight Use

- Ada - All Camp Overnight Use ⓘ
- Ada - Building 1A ⓘ
- Ada - Building 1B ⓘ**
- Ada - Building 1C ⓘ
- Ada - Building 2D ⓘ
- Ada - Building 2E ⓘ
- Ada - Building 2F ⓘ
- Ada - Primitive ⓘ

March 2019

Sun	Mon	Tue	Wed	Thu	Fri	Sat
24	25	26	27	28	1	2
3	4	5	6	7	8	9
10	11	12	13	14	15	16
17	18	19	20	21	22	23
24	25	26	27	28	29	30
31	1	2	3	4	5	6

Legend: Available (white), Available (light blue), Available for Departure (diagonal lines)

Reservation

- Ada - Archery Equipment
3/15/2019 11:00 AM - 2:00 PM
- Ada - Marcy's Manor
3/16/2019 8:00 AM - 7:00 PM

CHECKOUT

Cancel

Checkout/Continue Shopping

You may continue to add additional units to your order (use the “view all categories” option to choose another unit that fits your needs) or checkout from here.

If adding additional units, repeat the steps. To checkout, hit the “CHECKOUT” button

The screenshot shows a reservation system interface with three main sections: a category list on the left, a calendar in the center, and a reservation list on the right. A large blue arrow points from the 'View All Categories' link to the category list. Another large blue arrow points from the calendar to the 'CHECKOUT' button. A green decorative line is in the top right corner.

View All Categories

- Overnight Use
- Ada - All Categories
- Ada - Building 1
- Ada - Building 1C
- Ada - Building 2D
- Ada - Building 2E
- Ada - Building 2F
- Ada - Primitive

March 2019

Sun	Mon	Tue	Wed	Thu	Fri	Sat
24	25	26	27	28	1	2
3	4	5	6	7	8	9
10	11	12	13	14	15	16
17	18	19	20	21	22	23
24	25	26	27	28	29	30
31	1	2	3	4	5	6

Reservation

- Ada - Archery Equipment
3/15/2019 11:00 AM - 2:00 PM
- Ada - Marcy's Manor
3/16/2019 8:00 AM - 7:00 PM
- Ada - Building 1B
3/5/2019 4:00 PM - 3/9/2019 2:00 PM

CHECKOUT

Cancel

Available (grey square) Available (red diagonal lines) Available for Departure (blue diagonal lines)

Checkout Process (Part One)

Choose your group rates and complete your group information.

Step One:


PRICE GROUP
Avoid using the browser forward and go back buttons. Use the navigation and buttons provided below.

Price Group ▶ Group ▶ Participants ▶ Forms ▶ Cart ▶

Please select one of the price groups below

Girl Scout
 Non Girl Scout

← Go Back Continue →



Step Two:

CREATE/EDIT YOUR GROUP INFORMATION
Avoid using the browser forward and go back buttons. Use the navigation and buttons provided below.

Price Group ▶ Group ▶ Participants ▶ Forms ▶ Cart ▶

GROUP INFORMATION

*Indicates Required Field

*Your Organization Name / Troop# /

Service unit #:

Contact First Name:

Contact Last Name:

*Email:

*Address:

*City:

*State: ▼


*Postal Code:

*Country: United States ▼

*Phone:

*County:

← Go Back Cancel Continue →



Checkout Process (Part Two)

Enter the quantities to the best of your ability by age

ADA - ARCHERY EQUIPMENT


Avoid using the browser forward and go back buttons. Use the navigation and buttons provided below.

Price Group ▶ Group ▶ Participants ▶ Forms ▶ Cart ▶

How many?

Daisy	0	▼
Brownie	0	▼
Junior	0	▼
Cadettes	0	▼
Senior	0	▼
Ambassador	0	▼
Female Adults	0	▼
Male Adults	0	▼
Male Tagalongs	0	▼
Female Tagalongs	0	▼

← Go Back Cancel Continue →



Check Out Process (Part Three)

Complete Any Necessary Forms

Forms will vary based on the facilities/activities you are utilizing.
All forms must be completed in order to complete your reservation.

Subtotal: \$0.00

ADA - ARCHERY EQUIPMENT

Avoid using the browser forward and go back buttons. Use the navigation and buttons provided below.

Price Group

Group

Participants

Forms

Cart

COMPLETE THE FOLLOWING:

*  [Archery Certification](#)

*  [First Aid Certification](#)

* Required

← Go Back



Continue →

Checkout Process (Part Four)

Double-check your shopping cart to be sure everything is complete and then proceed to checkout. You will be prompted to enter your credit card information.

With our new system: All individual units/activities require 100% payment at the time of the reservation. For All Camp Rentals, 50% of your payment is required at the time of your reservation with the remaining 50% due at least 30 days prior to your stay or your reservation will be canceled.

SHOPPING CART

Description		Amount	
Ada - Archery Equipment  Edit	\$20.00	\$20.00	
3/15/2019 11:00 AM - 2:00 PM			
1 Ambassador @ \$0.00			
Subtotal		\$20.00	

Discount Codes

Apply

[Keep shopping...](#)

Cancel

Checkout →

Questions?

Our Customer Care team is always here to help!
Feel free to contact them for assistance with
your registration at 317.924.6800 or
customercare@girlscoutsindiana.org

