


Indiana Women of Influence



Indiana Women of Influence: Patch Program with the Crown Hill Foundation

*A Partnership Between Girl Scouts of Central Indiana
and the Crown Hill Foundation*

*Celebrating 100 Years of Camp Dellwood and
the Legacy of Dorothy Dell*

Table of Contents

Program Overview	3
Why This Program Matters	4
Program Structure & Three Pillars	6
Age-Level Requirements	7
Detailed Activity Guide	8
Pillar 1: Legacy & Leadership Activities	9
Pillar 2: Service & Citizenship Activities	14
Pillar 3: Reflection & Inspiration Activities	20
Bonus Challenge Activities	26
Dorthy Dell Featured Profile	27
Crown Hill Cemetery Tour Guide	28
Troop Leader Facilitation Guide	31
Program Resources & Materials	34
Implementation Timeline	35
Patch Ordering Information	35

Program Overview

Legacies are built by women who dared to lead, dream, and do. The Women of Influence: Crown Hill Legacy Patch Program invites Girl Scouts to step into history and discover how women—past and present—shape their communities through courage, character, and commitment.

Centered around Crown Hill Cemetery, one of Indiana's most historic and inspiring landmarks, this program encourages girls to explore the stories of remarkable women who rest there—especially Dorothy Dell, the visionary philanthropist whose 1925 gift of 100 acres created Camp Dellwood, empowering generations of Girl Scouts through outdoor education and leadership development.

Program Goals

- **Discover History:** Learn about influential women buried at Crown Hill, including Dorothy Dell, and understand how their contributions shaped Indiana and beyond.
- **Connect to Legacy:** Explore how women's leadership, service, and advocacy create ripple effects across generations.
- **Reflect on Personal Impact:** Identify their own strengths, passions, and the mark they hope to leave on their community.
- **Honor Local Heritage:** Develop an appreciation for Crown Hill as both a resting place and a source of living history.
- **Inspire Future Leadership:** Recognize that every girl has the power to lead, serve, and influence others—just like the women who came before them.

About the Partnership

This patch program is a collaborative effort between Girl Scouts of Central Indiana and Crown Hill Foundation. Crown Hill Cemetery covers 555 acres and serves as the final resting place for more than 250,000 individuals, including numerous influential women who shaped Indiana's history in education, social justice, science, and the arts. This partnership creates meaningful opportunities for Girl Scouts to engage with local history while reinforcing Girl Scout values of leadership, service, and community engagement.



Why This Program Matters

The Legacy of Dorothy Dell & Camp Dellwood

Dorothy Dell (1874–1946) was a visionary philanthropist who believed in the power of the outdoors to shape young women into confident leaders. In 1925, she gifted the original 100 acres of land that became Camp Dellwood, ensuring that Girl Scouts in Central Indiana had a space for outdoor education, camping, and skill-building.

Her generosity has impacted generations of Scouts. Today, Camp Dellwood spans over 100 acres and continues to be one of the most utilized Girl Scout camps in Indiana, offering programs in outdoor adventure, STEM, conservation, and leadership. However, many Girl Scouts are unaware of the woman who made this possible.

Dorothy Dell did not build a statue or author a book—she built opportunity. And that is the kind of legacy that lasts. Through this patch program, Girl Scouts will honor her memory and learn that they, too, can create lasting impact through generosity, vision, and commitment to others.

Indiana Women Who Shaped Our World

Crown Hill Cemetery serves as a living museum of Indiana history—a place where the stories of influential women come to life. Educators, artists, activists, innovators, and community builders all share this sacred space. Through this patch program, girls will explore how Indiana women helped shape the state's cultural and social landscape—and how their legacies continue to influence the opportunities girls have today.



Featured Women Include

- **Dorothy Dell Moffett**
 - § Section 4; Lot 4
- **Dr. Amelia Keller (1871-1943)**
 - § Section 58; Lot 34
- **Cornelia Cole Fairbanks**
 - § Section 24; Lot 3
- **Roberta Nicholson**
 - § Section 4; Lot 6
- **Emma Lou Thornbrough**
 - § Section 98; Lot 79
- **Josephine Jones**
 - § Section 4; Lot 89
- **Lucy Ann Seaton**
 - § Section 4
- **Laura Ream**
 - § Section 25; Lot 242
- **Elizabeth Good Loe Mays**
 - § Section 59; Lot 525
- **Violet Reynolds**
 - § Section 98; Lot 1492
- **Mildred Hurt**
 - § Community Mausoleum
- **Arriel Shull**
 - § Community Mausoleum
- **Emma Baker**
 - § Section 37; Lot 822
- **Zerelda Wallace**
 - § Section 33
- **Lillian Hall**
 - § Section 98; Lot 1472



The Three Pillars

Pillar 1: Legacy & Leadership

Girls explore the lives of women who paved the way in Indiana and beyond—especially Dorothy Dell and other women whose leadership shaped communities, education, and opportunity. They'll learn that leadership isn't just about titles or recognition—it's about courage, vision, and a commitment to serve others.

Key Focus: Historical exploration, understanding leadership through example, connecting past to present

Pillar 2: Service & Citizenship

Girls discover how service connects generations and builds stronger communities. Inspired by the women at Crown Hill who served others in countless ways, Girl Scouts will explore what it means to give back and lead with purpose.

Key Focus: Community engagement, civic responsibility, hands-on service projects

Pillar 3: Reflection & Inspiration

Girls reflect on the impact women have made—and how they can continue that story. Through creative expression, journaling, and storytelling, they'll find their own voice and define what influence means to them.

Key Focus: Personal growth, creative expression, self-discovery, future vision



Flexible Participation Options

Girls can complete this patch program:

- Individually, working through activities at their own pace
- As a troop, completing activities together during meetings or outings
- During special Women of Influence events hosted at Crown Hill Cemetery
- Through a combination of self-guided and facilitated experiences

Age-Level Requirements

The Women of Influence Patch Program is designed to be accessible and engaging for Girl Scouts of all age levels, with requirements scaled to developmental appropriateness and complexity.

Girl Scout Level	Grade	Core Requirement	Bonus Challenge
Daisy	K-1	Complete 1 activity from each pillar (3 total)	Visit a local monument honoring a woman and share what she accomplished
Brownie	2-3	Complete 1 activity from each pillar (3 total)	Draw or write about a woman from history who inspires you
Junior	4-5	Complete 2 activities per pillar (6 total)	Create a mini-poster or collage about a woman from Crown Hill
Cadette	6-8	Complete 2 activities per pillar (6 total)	Lead a short reflection walk or discussion about women's influence
Senior	9-10	Complete 2 activities per pillar (6 total)	Research and present about an Indiana woman leader who made a difference
Ambassador	11-12	Complete 2 activities per pillar (6 total)	Design and lead a "Women of Influence" event, walk, or service project

Note: Activities are designed with adaptability in mind. Troop leaders should feel empowered to modify activities to suit their troop's interests, abilities, and available resources.

Detailed Activity Guide

The following pages provide specific activity options for each pillar. Activities are labeled by suggested age level (D=Daisy, B=Brownie, J=Junior, C=Cadette, S=Senior, A=Ambassador, ALL=All Levels), but leaders should feel free to adapt any activity to meet their troop's needs.

Each activity includes:

- Suggested age levels
- Materials needed
- Estimated time
- Step-by-step instructions
- Connection to Girl Scout values
- Reflection prompts



Pillar 1: Legacy & Leadership Activities

Activity 1.1: Dorothy's Story Circle

Levels: ALL | **Time:** 20-30 minutes

Materials: Story text (provided), optional: photos of Camp Dellwood

Gather in a circle and share Dorothy Dell's story. Use the provided narrative or invite a special guest (camp director, alumnae, or historian) to tell her story. Focus on her generosity, vision, and belief in girls' potential.

Instructions:

1. Set the scene: "We're going to hear about a woman who changed Girl Scouts in Indiana forever."
2. Read or tell Dorothy Dell's story, emphasizing her 1925 gift of land
3. Show photos of Camp Dellwood from 1926 to present (if available)
4. Discuss: What made Dorothy Dell's gift so special? How did one person's action create 100 years of impact?

Reflection Questions:

Have you been to Camp Dellwood? How did it feel to be there? What would Girl Scouts in Indiana be missing without Dorothy's gift?



Pillar 1: Legacy & Leadership Activities

Activity 1.2: Crown Hill Indiana Women of Influence Tour

Levels: ALL | **Time:** 1-2 hours

Materials: Tour map, clipboards, pencils, water bottles, comfortable shoes

- Priority will be that this experience is a self-guided tour of Crown Hill Cemetery to visit gravesites of influential women, including Dorothy Dell. Burial locations, a map, and online resources will be suggested and/or information will be provided. This is the cornerstone activity of the program.
- One service day in the spring of 2026 for Girl Scouts to clean stones will be provided by our Historic Preservation

Recommended Reading & Resources- to deepen learning about the women in Indiana history: Crown Hill Cemetery Archives (available by appointment).

Instructions:

1. Schedule your tour with Crown Hill Foundation (contact information provided in resources)
2. Review the featured women profiles before your visit
3. During the tour, stop at each gravesite to learn about the woman's contributions
4. Encourage girls to take notes, sketch, or photograph (respectfully)
5. End at Dorothy Dell's gravesite for a special reflection moment

Reflection Questions:

Which woman's story surprised you most? What did you learn about what it means to be a leader? How do you want to be remembered?



Pillar 1: Legacy & Leadership Activities

Activity 1.3: Research a Woman of Influence

Levels: J, C, S, A | **Time:** 1-2 hours (can be done over multiple sessions)

Materials: Internet access or library resources, paper, markers

Choose one woman from Crown Hill Cemetery (beyond Dorothy Dell) and conduct deeper research into her life, accomplishments, and legacy.

Instructions:

1. Select a woman from the provided list or discover another influential woman buried at Crown Hill
2. Research using online resources, Crown Hill archives, or library databases
3. Create a presentation (poster, slide deck, oral report, or video)
4. Include: birth/death dates, major accomplishments, challenges faced, lasting impact
5. Share your findings with your troop or at a community event

Reflection Questions:

What obstacles did this woman overcome? How did she use her voice and talents? What can we learn from her today?



Pillar 1: Legacy & Leadership Activities

Activity 1.4: Timeline of Women's Leadership

Levels: B, J, C | Time: 45-60 minutes

Materials: Large paper or poster board, markers, printed dates/events

Create a visual timeline showing key moments in women's history in Indiana, highlighting women from Crown Hill and major milestones in women's rights.

Instructions:

1. Start with Dorothy Dell's 1925 gift and Camp Dellwood's founding
2. Add other Crown Hill women and their accomplishments
3. Include major events: women's suffrage (1920), first female physicians, educational pioneers
4. Mark present day and leave space for "future" where girls can add their own dreams
5. Display in your meeting space or at camp

Reflection Questions:

How have women's opportunities changed over time? What progress still needs to be made? Where do you see yourself on this timeline?

Activity 1.5: Thank You Letter to History

Levels: ALL | Time: 20-30 minutes

Materials: Writing paper or cards, pens, envelopes (optional)

Write a letter to Dorothy Dell or another woman of influence, thanking her for her contributions and telling her how she's inspired you.

Instructions:

1. Start with Dorothy Dell's 1925 gift and Camp Dellwood's founding
2. Add other Crown Hill women and their accomplishments
3. Include major events: women's suffrage (1920), first female physicians, educational pioneers
4. Mark present day and leave space for "future" where girls can add their own dreams
5. Display in your meeting space or at camp

Reflection Questions:

What did it feel like to connect with someone from the past? What would you want her to know about girls today?

Pillar 1: Legacy & Leadership Activities

Activity 1.6: Leadership Traits Comparison

Levels: C, S, A | **Time:** 30-45 minutes

Materials: Chart paper, markers, copies of women's biographies

Compare leadership qualities of multiple Crown Hill women and identify common traits that made them influential.

Instructions:

1. Select 3-5 women from the Crown Hill profiles
2. Create a chart listing each woman and their key leadership traits
3. Identify patterns: What qualities appear most often? (courage, education, service, innovation, etc.)
4. Discuss: Are these traits timeless? Can anyone develop these qualities?
5. Have each girl identify 2-3 leadership traits she wants to develop in herself

Reflection Questions:

What ripples are you creating? How can one small act grow into something bigger? Who might you inspire?



Pillar 2: Service & Citizenship Activities

Activity 2.1: Tree ID Walk & Rooted in Legacy Project

Levels: ALL | **Time:** 45-60 minutes at Crown Hill + project time

Materials: Tree ID maps (available on the Crown Hill Foundation website at www.crownhillfoundation.org/arboretum) journals, cameras, art supplies for follow-up

Participate in Crown Hill's Tree ID Walk to learn about the beautiful trees on the grounds. Create a connection between trees and the women of influence—both stand strong and leave lasting roots.

Instructions:

1. During your Crown Hill visit, take the Tree ID Walk (maps available at entrance)
2. Learn the names and characteristics of different trees
3. Choose one tree that reminds you of a woman you learned about
4. Sketch the tree and write why it represents her
5. Back at your meeting place, create a “Rooted in Legacy” display showing your tree connections
6. Optional: Create a troop tree map with each girl contributing a tree-woman pairing

Reflection Questions:

How are trees like the women we've learned about? What does it mean to “put down roots” in your community? How will you grow strong like these trees?



Pillar 2: Service & Citizenship Activities

Activity 2.2: Ripple Wall of Kindness

Levels: ALL | **Time:** 30 minutes + ongoing

Materials: Poster board or bulletin board, leaf-shaped paper cutouts, markers, string or tape

Create a “Ripple Wall” showing how one act of kindness or leadership creates waves of positive change. Each girl adds a “leaf” representing how she’ll continue a woman’s legacy.

Instructions:

1. Discuss how Dorothy Dell’s one gift created ripples across 100 years
2. Give each girl a leaf-shaped paper cutout
3. Have her write: (1) Name of a woman who inspired her, (2) One way she’ll continue that legacy
4. Attach leaves to a wall, board, or string display
5. Add to it throughout the year as girls complete acts of service
6. Share photos of your Ripple Wall on social media or at events

Reflection Questions:

What ripples are you creating? How can one small act grow into something bigger? Who might you inspire?



Pillar 2: Service & Citizenship Activities

Activity 2.3: Cemetery Beautification Service Project

Levels: B, J, C, S, A | **Time:** 1-2 hours

Materials: Gloves, trash bags, garden tools (if planting), flowers or plants (optional)

Partner with Crown Hill Cemetery to Complete a beautification or preservation project, honoring the memory of those who rest there.

Instructions:

1. Contact Crown Hill in advance to coordinate your service project
2. Options: litter cleanup, planting flowers, clearing paths, historical marker maintenance
3. Work together as a troop to complete the project
4. Take before and after photos
5. Reflect on how caring for this space honors those who came before us

Reflection Questions:

Why is it important to care for historical places? How does service connect us to our community? What did you learn about caring for sacred spaces?



Pillar 2: Service & Citizenship Activities

Activity 2.4: Kindness in Her Name

Levels: ALL | **Time:** Ongoing (track for 1-2 weeks)

Materials: Kindness tracking sheet, pen


Commit to doing acts of kindness “in honor of” a woman from Crown Hill. Track your actions and see how small gestures create big impact.

Instructions:

1. Choose a woman from Crown Hill whose values resonate with you
2. Commit to one act of kindness per day for one week
3. Examples: help a neighbor, write a thank-you note, stand up for someone, donate items, volunteer
4. Each time, mentally or verbally dedicate the act “in honor of [woman’s name]”
5. Track your acts on a kindness log
6. Share your experiences with your troop

Reflection Questions:

How did it feel to carry forward someone’s legacy through action? Did others notice? How might your kindness ripple outward?



Pillar 2: Service & Citizenship Activities

Activity 2.5: Women of Service Honor Board

Levels: B, J, C | **Time:** 1 hour

Materials: Poster board, photos or drawings, markers, decorative materials


Create an honor board celebrating women in your community who serve others—connecting past and present examples of service.

Instructions:

1. Identify women in your community who serve: teachers, volunteers, elected officials, nonprofit leaders
2. Gather photos or create drawings of these women
3. Add photos/drawings of Crown Hill women alongside modern examples
4. Include brief descriptions of how each woman serves
5. Display your board at your meeting place, school, or community center

Reflection Questions:

How are modern women leaders similar to historical ones? What forms does service take today? Who are your role models for service?



Pillar 2: Service & Citizenship Activities

Activity 2.6: Research & Advocate for a Current Issue

Levels: C, S, A | **Time:** 2-3 hours (can span multiple sessions)

Materials: Research materials, presentation supplies

Research a community issue that connects to the work of Crown Hill women (education access, healthcare, civic engagement) and develop an advocacy action plan.

Instructions:

1. Identify an issue important to women and girls today
2. Research the issue's history and current status
3. Learn what advocacy efforts exist
4. Develop your own action plan: education campaign, petition, fundraiser, awareness event
5. Implement at least one action step
6. Present your findings and results to your troop or community

Reflection Questions:

How did historical women advocate for change? What methods are similar today? What did you learn about being a changemaker? What's your next step?



Pillar 3: Reflection & Inspiration Activities

Activity 3.1: My Legacy Journal

Levels: ALL | **Time:** 20-30 minutes (can be ongoing)

Materials: Journal or notebook, pens, prompts list

Create a personal legacy journal where girls reflect on what they've learned and envision their own future impact.

Instructions:

1. Give each girl a journal or designate a special section in their Girl Scout notebook
2. Provide reflection prompts (see below)
3. Have girls respond to at least 3 prompts
4. Encourage decorating pages with drawings, quotes, or photos
5. Optional: Share selected entries with the troop

Journal Prompts:

- What does “legacy” mean to me?
- Which woman’s story from Crown Hill resonates most with me, and why?
- What strengths do I have that could help others?
- If I could create one lasting change, what would it be?
- How do I want to be remembered?
- What will I do this year to make a positive impact?

Reflection Questions:

What did you discover about yourself through this journaling? Did any answers surprise you?



Pillar 3: Reflection & Inspiration Activities

Activity 3.2: Creative Expression: Art, Poetry, or Song

Levels: ALL | **Time:** 45-90 minutes

Materials: Art supplies, writing materials, or musical instruments

Express what you’ve learned about women’s influence through creative work—visual art, poetry, songwriting, or performance.

Instructions:

1. Choose your medium: visual art, poetry, song, dance, drama
2. Reflect on the women you’ve learned about and what inspired you
3. Create an original piece celebrating women’s influence, strength, or legacy
4. Share your creation with your troop or at a showcase event
5. Optional: Display visual art at camp or perform at a troop ceremony

Reflection Questions:

What emotions came up while creating? What message do you hope others take from your work? How did creativity help you process what you learned?



Pillar 3: Reflection & Inspiration Activities

Activity 3.3: If I Could Meet Her: Imaginary Interview

Levels: J, C, S, A | **Time:** 30-45 minutes

Materials: Writing materials or recording device


Write or perform an imaginary interview with Dorothy Dell or another woman from Crown Hill, bringing her voice to life through research and imagination.

Instructions:

1. Choose a woman from Crown Hill to “interview”
2. Research her life thoroughly
3. Write 10 interview questions you’d ask her
4. Based on your research, write her responses in first person
5. Optional: Perform as a living history presentation with one girl as interviewer and another as the historical figure

Reflection Questions:

What was it like to imagine yourself as this woman? What do you think she’d say about the world today? What advice might she give you?



Pillar 3: Reflection & Inspiration Activities

Activity 3.4: Design Your Own “Indiana Women of Influence” Symbol

Levels: ALL | **Time:** 30-45 minutes

Materials: Paper, markers, colored pencils, optional: digital design tools

Create a personal symbol, badge, or emblem representing what “Women of Influence” means to you.

Instructions:

1. Think about symbols that represent: strength, leadership, growth, service, courage
2. Consider incorporating: trees (roots/growth), ripples (impact), hands (service), keys (opening doors)
3. Sketch multiple ideas
4. Choose your favorite and create a final version
5. Write a short explanation of your symbol's meaning
6. Share with your troop

Reflection Questions:

What symbols felt most powerful to you? Why? What would you want your symbol to communicate to others?



Pillar 3: Reflection & Inspiration Activities

Activity 3.5: Letters to Future Girl Scouts

Levels: ALL | **Time:** 20-30 minutes

Materials: Writing paper, envelopes, optional: time capsule or display board

Write letters to Girl Scouts of the future, sharing what you learned and what you hope for them.

Instructions:

1. Imagine Girl Scouts in 2046 (100 years after Dorothy Dell's death) or 2126 (200 years after Camp Dellwood)
2. Write a letter beginning: "Dear Future Girl Scouts..."
3. Share what you learned about women's influence
4. Tell them about your experiences at camp or in Girl Scouts
5. Share your hopes and dreams for their world
6. Optional: Create a time capsule or display letters at camp

Reflection Questions:

What do you hope stays the same in Girl Scouts? What do you hope changes? What advice would you give future Girl Scouts?



Pillar 3: Reflection & Inspiration Activities

Activity 3.6: Vision Board: My Future Influence

Levels: C, S, A | **Time:** 1 hour

Materials: Poster board, magazines, printed images, glue, scissors, markers

Create a vision board showing how you imagine using your talents and passions to influence others in the future.

Instructions:

1. Reflect on your strengths, interests, and values
2. Look through magazines or online images for pictures representing your future goals
3. Include: career ideas, ways you want to serve, causes you care about, qualities you want to embody
4. Arrange and glue images on poster board
5. Add inspiring quotes or words
6. Present your vision board to your troop

Reflection Questions:

What patterns emerged in your vision board? What surprised you? What's one step you can take now toward your future vision?



Bonus Challenge Activities

These optional activities provide additional ways for Girl Scouts to deepen their engagement with the program. Bonus challenges are especially encouraged for older Girl Scouts (Cadettes, Seniors, Ambassadors) but can be adapted for all levels.

- **Lead a Women of Influence Event (S, A):** Design and facilitate a Women of Influence program for younger Girl Scouts, other youth groups, or the community. This could be a cemetery tour, presentation, workshop, or celebration event.
- **Interview a Modern Woman of Influence (C, S, A):** Identify and interview a woman in your community who is making a positive impact today. Create a video, podcast, or written profile sharing her story.
- **Historical Preservation Volunteer Day (B, J, C, S, A):** Volunteer with Crown Hill Cemetery, a local historical society, or museum to help preserve historical records, maintain grounds, or support educational programs.
- **Women's Rights Then & Now Research Project (C, S, A):** Research how women's rights and opportunities have evolved in Indiana from Dorothy Dell's time to today. Create an educational presentation or display.
- **Monument or Memorial Field Trip (ALL):** Visit another local monument, memorial, or historical site honoring women. Compare and contrast with what you learned at Crown Hill.
- **Create a Women of Influence Documentary (C, S, A):** Produce a short video documentary (5-10 minutes) featuring the stories of Crown Hill women, your troop's experiences, and reflections on legacy and leadership.
- **Storytelling Performance (J, C, S, A):** Develop and perform a living history presentation, reader's theater, or dramatic interpretation of a woman's story from Crown Hill.
- **Women of Influence Book Club (J, C, S, A):** Read a biography or historical fiction book about a pioneering woman, then discuss themes of leadership, courage, and legacy with your troop.

Women of Influence: Featured Profile

The following profile highlights Dorothy Dell buried at Crown Hill Cemetery. Use this as starting points for research, discussion, and inspiration. Crown Hill is home to many more influential women—encourage Girl Scouts to discover others during their visits.

Dorothy Dell (1874–1946)

Philanthropist and Girl Scout Champion

Dorothy Dell believed in the transformative power of the outdoors for young women. In 1925, she donated 100 acres of land to Girl Scouts of Central Indiana, creating what would become Camp Dellwood. Her vision was simple but profound: girls deserve a place to grow strong, develop confidence, and discover their potential through nature. Thanks to her generosity, thousands of Girl Scouts have experienced camping, outdoor skills, leadership development, and lifelong friendships at Camp Dellwood. Though Dorothy never sought recognition, her legacy lives on in every campfire, every badge earned, and every girl who finds her courage in the woods.

Her Legacy:

Camp Dellwood continues to serve Girl Scouts across Central Indiana, offering year-round programs in outdoor adventure, STEM, conservation, and leadership.

Reflection Questions:

What would Girl Scouts in Indiana be like without Dorothy's gift? How can one generous act create ripples across generations?



Crown Hill Cemetery Tour Guide

A visit to Crown Hill Cemetery is the heart of this patch program. The cemetery offers both guided and self-guided tour options. This section provides practical information for planning your visit.

Tour Options

Guided Women of Influence Tour

Crown Hill staff or volunteers lead your group on a focused tour highlighting Dorothy Dell and other influential women. Tours typically last 60-90 minutes and include historical context, stories, and opportunities for reflection and photography.

Best for: All age levels, especially first-time visitors

Booking: Contact Crown Hill Foundation at least 2 weeks in advance

Self-Guided Tour with Map

Pick up a tour map at the cemetery entrance and explore at your own pace. Maps include gravesite locations, brief biographies, and suggested reflection spots.

Best for: Troops who prefer flexible timing and independent exploration

Booking: No advance booking required; maps available during cemetery hours

Virtual Tour Option

For troops unable to visit in person, Crown Hill offers a virtual tour experience.

Best for: Troops with transportation limitations or serving remote areas

Booking: Access through Crown Hill website (link provided in resources)



Crown Hill Cemetery Tour Guide

Planning Your Visit

Contact Information: Contact the Director of Education & Engagement, Stephanie Ertel, at Phone: (317) 925-3800 | Email: sertel@crownhill.org

Cemetery Hours: Gates open daily from dawn to dusk

What to Bring: Water bottles, comfortable walking shoes, clipboards/notebooks, cameras, sunscreen, weather-appropriate clothing

Group Size: For guided tours, groups of 10-30 work best. Larger troops may need to split into groups.

Timing: Plan for 1.5-2 hours including tour time and reflection activities

Accessibility: Paved paths available; notify Crown Hill in advance if accessibility accommodations are needed

Weather Considerations: Tours run rain or shine. Have a backup indoor meeting plan for severe weather.

Cemetery Etiquette

Crown Hill Cemetery is an active cemetery and sacred space. Please review these guidelines with your troop before visiting:

- Speak in respectful, quiet voices
- Stay on designated paths and walkways
- Do not touch or lean on monuments or gravestones
- Photography is permitted but should be done respectfully
- No running, horseplay, or disruptive behavior
- Properly dispose of all trash; leave no trace
- Be mindful of funeral services and give them space and respect
- Follow all directions from cemetery staff

Crown Hill Cemetery Tour Guide

Tree ID Walk Integration

Crown Hill Cemetery is renowned for its beautiful and diverse tree collection. During your visit, you can participate in the Tree ID Walk as part of your Service & Citizenship pillar activities.

1. Pick up a tree identification map at the cemetery entrance
2. As you walk the tour route, identify trees using the map
3. Choose one tree that reminds you of a woman you're learning about
4. Sketch the tree or take a photo (respectfully, ensuring no disturbance)
5. In your journal, note: tree species, why it reminds you of that woman, one quality they share (strength, beauty, providing shelter, deep roots, etc.)
6. Share your tree connections with your troop during reflection time



Troop Leader Facilitation Guide

This section provides practical guidance for troop leaders implementing the Women of Influence Patch Program. Whether you're facilitating as a full troop experience or supporting individual Girl Scouts, these tips will help you create meaningful, engaging learning experiences.

Getting Started

- Review all program materials thoroughly before introducing to your troop
- Schedule your Crown Hill visit early—popular times fill up quickly
- Gauge your troop's interest and tailor activities to their age and preferences
- Consider breaking the program into multiple meetings rather than completing all at once
- Connect program activities to badges your troop is already working on
- Invite guest speakers: camp staff, Girl Scout alumnae, local historians, community women leaders

Facilitating Meaningful Discussions

When leading discussions about women's influence and legacy, consider:

- Create a safe, respectful space for girls to share thoughts and feelings
- Use open-ended questions: "What surprised you?" "How did that make you feel?" "What would you do?"
- Allow silence—girls need processing time before speaking
- Validate all contributions; there are no "wrong" reflections
- Make connections to girls' own lives and experiences
- Encourage girls to ask their own questions
- Balance historical facts with personal meaning-making



Troop Leader Facilitation Guide

Age-Level Adaptations

Daisies & Brownies (K-3)

- Keep activities concrete and hands-on
- Use storytelling and visual aids
- Focus on simple concepts: kindness, helping, being brave
- Shorter attention spans—break activities into 15-20 minute segments
- Emphasize fun and creativity over historical accuracy

Juniors (4-5)

- Begin introducing research skills
- Encourage creativity alongside learning facts
- Help make connections between past and present
- Support both group and individual work
- Introduce age-appropriate discussions about challenges women faced

Cadettes, Seniors & Ambassadors (6-12)

- Encourage deeper research and critical thinking
- Facilitate discussions about systemic barriers and social change
- Support girl-led activities and presentations
- Connect to current events and modern women's issues
- Encourage leadership opportunities within the program



Troop Leader Facilitation Guide

Making It Meaningful

The most impactful patch programs go beyond checking boxes. To make this program truly meaningful:

- Let girls choose activities that resonate with them personally
- Create space for genuine reflection, not just “right answers”
- Share your own thoughts and reactions authentically
- Connect program themes to girls’ lived experiences
- Celebrate effort, growth, and personal insights
- Document the journey with photos, journals, or videos
- Host a culminating celebration or reflection ceremony
- Consider how you’ll continue these conversations after earning the patch

Partnering with Families

Engage families in the program by:

- Sharing program overview and goals with families
- Inviting family members to share their own stories of influential women
- Encouraging home conversations about legacy and leadership
- Suggesting families visit Crown Hill together outside of troop time
- Asking families to help with research or service projects
- Hosting a family event or presentation where girls share what they’ve learned
- Balance historical facts with personal meaning-making

Tracking Progress

Use the provided tracking sheet (see resources section) to help girls monitor their progress through the three pillars. This tool helps ensure balanced participation across all program areas and gives girls a sense of accomplishment as they complete activities.

Program Resources & Materials

Downloadable Resources

All program materials are available through the Girl Scouts of Central Indiana website:

- Activity Tracking Sheets (by age level)
- Women of Influence Biography Cards (printable)
- Crown Hill Cemetery Tour Map
- Journal Prompts & Reflection Questions
- Timeline Template
- Letter Writing Templates
- Ripple Wall Leaf Templates
- Troop Leader Planning Checklist
- Photo/Media Release Forms
- Program Evaluation Survey

Contact Information

Girl Scouts of Central Indiana

- Website: www.girlscoutsindiana.org
- Women of Influence Program
- Phone: (317) 924-6800
- Email: customercare@girlscoutsindiana.org
- Program Questions: Contact Director of Program

Crown Hill Foundation

- Website: <https://crownhillhf.org>
- Phone: (317) 744-2183
- Email: sertel@crownhill.org
- Address: 3402 Boulevard Place, Indianapolis, IN 46208
- Tour Booking: At least 2 weeks advance notice preferred

Program Resources & Materials

Recommended Reading & Resources

- Indianapolis Public Library Indiana History Room
- Indiana Historical Society
- Indiana State Library
- National Women's History Museum (online resources)
- Local university libraries with women's history collections

Implementation Timeline

This program will launch in 2026 in honor of Camp Dellwood's 100th Anniversary. The program remains available year-round for troops and individual Girl Scouts.

Year-Round Participation

Girl Scouts can complete this patch program at any time of year. However, consider these optimal timing suggestions:

- Spring (March–May): Ideal weather for cemetery visits; connects to Women's History Month (March), Circle the City (April)
- Summer: Camp Dellwood programming; outdoor service projects, Tree Promise Programming
- Fall (September–November): Beautiful cemetery scenery; Tree ID Cadette badge
- Winter (December–February): Indoor research and creative activities

How to Order

- Patches are available exclusively through the Girl Scouts of Central Indiana Council Shop
- Cost: \$5.00 per patch
- Order online: www.girlscoutsindiana.org/shop
- Order by phone: (317) 924-6800
- In-person purchase: Visit GSCI Shop during business hours
- Bulk orders (25+): Contact customercare@girlscoutsindiana.org for pricing

Conclusion: Your Legacy Begins Now

The Women of Influence: Crown Hill Legacy Patch Program is more than an opportunity to earn a patch—it's an invitation for Girl Scouts to recognize themselves as part of an ongoing story of courage, leadership, and service.

Dorothy Dell didn't know in 1925 that her gift would impact thousands of Girl Scouts for 100 years and beyond. She simply believed in girls' potential and took action to support their growth.

That's the invitation before every Girl Scout today: to use your voice, your talents, your courage, and your compassion to create positive change. Your legacy doesn't begin when you're older—it begins with the choices you make right now. Every act of kindness, every moment of courage, every time you stand up for what's right, you are creating ripples that will extend far beyond what you can see.

As you wear your Women of Influence patch, remember: You are walking in the footsteps of trailblazers. And you are creating a path for those who will follow you.

“The best way to honor those who came before is to open doors for those who come after.”

Thank you for participating in the Women of Influence: Crown Hill Legacy Patch Program.

For questions, feedback, or to share your troop's experiences:

Girl Scouts of Central Indiana | www.girlscoutsindiana.org | (317) 924-6800

Congrats on completing the Indiana Women of Influence curriculum!

Patches are available at the Girl Scout Shop.

