



Global Action Award

Activity Guide for Daisies,
Brownies, and Juniors



Global Action Award

In 2015, leaders around the world agreed to work together to accomplish 17 goals by 2030. These are called the Sustainable Development Goals—”SDGs” or “global goals” for short. The goals focus on things like taking care of the environment, making sure all people have enough to eat, and improving people’s health. They’re big goals, but Girl Scouts know a thing or two about changing the world!

The Girl Scout Global Action award calls for girls to address the global goals by discovering, connecting, and taking action in their communities and the world. The award focuses on SDG 12: Responsible Consumption (how we use things) and Production (how we make things).

Learning About the Global Goals

If the global goals are new to you, start by teaming up with an adult to go online and learn about the SDGs at www.globalgoals.org.¹ You can also read a short booklet about the goals called *The World We Want: A Guide to the Goals for Children and Young People*, available for free at World’s Largest Lesson.²

Once you know what the goals are, you’re ready to move on to the activities you can do to earn your Girl Scout Global Action award.

Note: Some of the targets that the United Nations created for the Sustainable Development Goals refer to sensitive issues. Volunteers should talk with parents and guardians and obtain parental/caregiver permission before discussing this topic with troop members. Choose the issues or targets that are appropriate for your group and context. Your council may have a “sensitive issues” form that you can use. Please consult with your council before discussing content of a sensitive or controversial nature to ensure that appropriate training, planning, and permission is established.

Girl Scouts of the USA understands that parents or guardians are the primary decision makers for their children, and therefore does not expect or require troop members to participate in any activities relating to the Sustainable Development Goals that may be inconsistent with their family’s faith or beliefs.



The 17 Sustainable Development Goals established by the United Nations in 2015

1. GSUSA acknowledges the Global Goals Campaign. For more, see <https://www.globalgoals.org/asset-licence> (accessed April 14, 2021)

2. Arenas, Paola, and Dora Bardales, *The World We Want: A Guide to the Goals for Children and Young People*, August 2015, Global Movement for Children of Latin America and Caribbean - MMI-LAC, PDF.

Important note: Links to third-party websites are provided for convenience only. Girl Scouts of the USA (GSUSA) does not endorse or support the content of third-party links and is not responsible for the content or accuracy, availability, or privacy/security practices of other websites, and/or services or goods that may be linked to or advertised on such third-party websites. By clicking on a third-party link, you will leave the current GSUSA site whereby policies of such third-party link may differ from those of GSUSA.

Earning Your Global Action Award

This year, the Global Action Award focuses on Goal 12: Responsible Consumption and Production. By exploring this goal, you'll think twice about the waste we create and how it impacts us and our planet. The goal is to improve the quality of life of all people everywhere on the planet. You'll also find out about your responsibilities for being a global citizen!

Every Girl Scout must complete five steps to earn her Global Action award. The first, second, and fourth steps have three activities to choose from. You only need to do one activity in each of those steps to earn the award, but don't let that stop you—you can do as many as you'd like!

Steps:

1. Explore the Global Goals and Global Action Award.
2. Explore what it means to be a global citizen.
3. Create a global citizen challenge.
4. Explore what responsible consumption means.
5. Create a responsible consumption challenge.

When you've earned this award, you'll understand what it means to be a global citizen. You'll also explore how the things we use and the waste we create impacts our planet. You'll create two separate challenges: one for being a global citizen and one for SDG 12: Responsible Consumption and Production.

STEP 1. Explore the Global Goals and Global Action Award

Choice 1. Make a global goals paper chain.

With an adult, watch this [video](#).³

Then, look at the Global Goals Icon Grid included in this packet. These are the goals that the United Nations wants to make happen by 2030. Are there any goals that are particularly important to you?

In this activity, you'll make a paper chain to represent the 17 global goals. You will need safety scissors, clear tape, and a pen. With an adult's help, cut out the 17 paper chain strips included in [this activity pack](#).



³ GSUSA acknowledges the Global Goals Campaign. For more, see <https://www.globalgoals.org/asset-licence> (accessed June 1, 2022)

Before you tape your goals together in a chain, pick one or two of the goals you might have an idea about reaching. Then write what you would do on the back of the paper chain. For example, for “climate action,” you might write, “I will turn off the faucet when I’m brushing my teeth to help save water.”

When you are done making your paper chain, you can share it with your Girl Scout friends to add your chains together. See how long a paper chain you can make! You can also hang the chain in your room to remind you of your commitments!



Choice 2. Imagine your superpower.

In this activity, you’ll learn more about the United Nations Global Goals by imagining your superpower to help solve a problem. Find out how you can be a hero by shaping the world around you into a better place.

Look at the Global Goals Icon Grid included in this packet. Then read the comic: [*The Planet and the 17 Goals*](#)⁴

You’ll need paper and coloring materials for this activity. First, think of the goals and pick one that is important to you. How could you help?

Look at the list of problems and write down ways you might solve them:

On a blank piece of paper, draw what you would do as a superhero to help with the problem. Add a bubble to write or draw what the problem is and how your superpower would help. You can also draw comic panels on your paper and create a story. Then share it with friends. You can collect your troops’ drawings to turn into a Global Goals Superhero comic book. Or you can take a picture of your drawings and your troop leader can post it on social media.

Want more inspiration? Find out how other kids used their creative superpowers to solve problems by watching [this video](#) with an adult.

What Would Your Superhero Do?

Look at this list of problems and think of ways you might solve them.

Poverty, some people don’t have enough money

Dirty water

People who don’t feel safe

Polluted seas and oceans

Unsafe towns and cities

Poor health and disease

Violence between people

Damaged habitats, where plants and animals live

Lack of education, some children can’t go to school

Hunger

Too much waste, not enough recycling

Choice 3. Play the Go Goals! game.

Change begins with you. Before you play the Go Goals! game, watch this [video](#) with an adult.

Then, gather your friends to play the Go Goals! game and see what you know about the 17 global goals.

You will need the game board and game questions (both included at the end of this activity packet), your token, and one dice to play the game. You can make your own token and dice by following the instructions included at the end of this activity packet.



How to play:

- ▶ There are 63 spaces on the board. Each player places their token on Start.
- ▶ Players take turns to roll the dice and move their tokens forward.
- ▶ If a player lands at the bottom of a ladder, they climb to the top.
- ▶ If a player lands at the top of a waterslide, they move to the bottom.
- ▶ If a player lands on a Sustainable Development Goal, they draw the corresponding card to the goal number. Another player will read the question for the player to answer. A correct answer means they can roll the dice again.
- ▶ The first player to get to “2030” is the winner.

STEP 2. Explore What It Means to be a Global Citizen

To earn your Global Action Award, you’ll find out what responsible consumption means and how you can help. To do this, you’ll be working as a global citizen. What does this mean?

Global is something that includes the whole world. When you are a citizen, you belong to a community of people. A global citizen understands their place in the world and how the decisions they make in their day-to-day lives can impact people everywhere.

Girl Scouts are determined to make the world a better place, and we can do that by strengthening our relationships with others and developing knowledge, skills, and values that help us actively make our planet a better place for all.



Watch [this video](#) how these kids describe global citizenship.⁵

As a Girl Scout, you understand what it means to value and respect diversity, which means people from different backgrounds. You fight against social injustice and try to make the world a better place. That's also what it means to be a global citizen.

Although people around the world have different backgrounds, native languages, and cultural norms, we are all connected and share similar experiences, like playing games, celebrating traditions, and getting excited over our favorite foods.

As global citizens, we look for, learn about, and welcome the uniqueness between people. We are accepting and inclusive of ideas and values that are different than our own.

Find out more about global citizenship and how you can be a global citizen too.



Choice 1: Act out global citizenship.

Watch the videos:

[What Does It Mean To Be Global?](#)⁶

[We are all connected!](#)⁷

Look at the Girl Scout Promise and Law and the box “What Global Citizens Do” What connections can you make between what you do as a Girl Scout and as a global citizen?

Circle all the words you think relate to being a global citizen and discuss your picks with your friends or family.

What Global Citizens Do

- ▶ help others
- ▶ try to understand other people
- ▶ believe all people are equal
- ▶ build relationships with people who are different than them
- ▶ celebrate differences
- ▶ are willing to help
- ▶ are curious and want to learn more about the world
- ▶ look after the environment
- ▶ don't waste things
- ▶ believe they can make a positive difference in the world

The Girl Scout Promise

On my honor, I will try:
To serve God and my country,
To help people at all times,
And to live by the Girl Scout Law.



The Girl Scout Law

I will do my best to be
honest and fair,
friendly and helpful,
considerate and caring,
courageous and strong, and
responsible for what I say and do,
and to
respect myself and others,
respect authority,
use resources wisely,
make the world a better place, and
be a sister to every Girl Scout.

Then, with one friend or a group, act out something that shows what it means to be a global citizen.

⁵ Credit: EF Educational Tours

⁶ Credit: Rana DiOrio

⁷ Credit: Becky Morales, Kid World Citizen, <https://kidworldcitizen.org/>

Choice 2: Make a global citizenship flower.

Watch the videos:

[What Does it Mean to be Global? By Rana DiOrio⁸](#)
[“We Are All Connected”⁹](#)

Look at the box “What Global Citizens Do” on the previous page.

For this activity, you’ll need colored construction paper, safety scissors, and markers.

On your paper, draw and cut out a flower with five petals. In each petal, write what you think a global citizen is. What qualities do you like the best and want to aim for? Accepting others? Caring for the environment? Making a positive difference? Learning about other countries?

Share your flower with your family and friends and tell them what global citizenship means to you.

Choice 3: Dance for global citizenship.

One important way to be a global citizen is to explore other communities and cultures. What better way to get to know another culture than through dance?


Look at a map of the world or a globe and pick one country to explore. With an adult’s help, find a dance that comes from that country and learn it!

If you have a computer available, with an adult, check out [this map](#) that shows dances from around the world.¹⁰

Have fun creating the music, whether it’s singing, playing drums, or finding some other fun instrument or sound you can experiment with! If you make instruments in Step 4, Choice 1, use those to play along with your dance.

Find out: What does this dance mean in this culture? Why is it important? When is this dance used? Do the people in that culture wear special outfits when a cultural and traditional dance is performed? Do these outfits have a special meaning?

Then, with your troop, organize a show for friends and family to perform and talk about the country and the music you selected.



8 Credit: Rana DiOrio

9 Credit: Becky Morales, Kid World Citizen, <https://kidworldcitizen.org/>

10 Credit: TIME For Kids, <https://www.timeforkids.com>

STEP 3. Create a Global Citizenship Commitment

To share the idea of global citizenship, you might have to show others what you are doing and encourage them to do the same.

In this activity, you will create a personal pledge for how you will be a global citizen. Do this by drawing a poster to show all the qualities of global citizenship and how we are all connected. Then share your poster with your friends and family to encourage them to act as global citizens too!

What will you tell your family about your pledge and poster? How will you teach others about the new things you learned and encourage them to be global citizens? Where can you hang your poster to remind you about your global citizenship pledge?

STEP 4. Explore What Responsible Consumption Means

Consumption means to use up something. Responsible means taking care of something or being able to make the right decisions. If you put the two words together, responsible consumption means making the right decisions about how you use and take care of things. By doing this, we reduce the pollution we cause from producing items.

Goal 12 wants to make us think twice about the things we use, the waste we create, and how that impacts our planet. Changing our behavior to include more sustainable actions, such as recycling, really makes a difference when everyone—that includes individuals, companies, governments—contributes. There are many little things we can all do to achieve this goal. Goal 12 aims to improve the quality of life of all people, not just a few, everywhere on the planet.

First, watch these videos to learn more:

[Responsible Consumption for Kids - The 3R](#)

[Principle: Reduce, Reuse and Recycle](#)¹¹

[Thomas & Friends on Responsible Consumption - Goal #12](#)¹²



Choice 1. Create a band with recycled instruments.

In the videos, you found out that responsible consumption means reusing, repairing, and recycling. In this activity, you'll reuse items and have fun doing it!

First, you'll need to collect anything that might make sounds.

For example, tie rubber bands around a tissue box to make a guitar. Use an empty coffee can and stick for a drum. Or drum on an empty cereal box. Strike two pot covers together for cymbals. Fill glass jars with different levels of water and gently strike with a mixing spoon. Put tissue paper over the tooth edge of a comb and hum through the tissue. Make a didgeridoo out of wrapping paper tubes. Put pebbles in an empty milk carton to shake for a rhythm. Remember, the idea is to make an instrument by reusing things you already have, rather than buying something new.

Once you've collected some items, with friends, have a Girl Scout sing-along and play your DIY instruments.

Show your audience what instrument you made and what was recycled (if anything). Is there anything else that you recycle that you can reuse as a do-it-yourself instrument?



Choice 2. Learn how to pack a waste-free lunch.

Every year, we waste one-third of all the food produced in the world. Responsible consumption means doing everything you can not to waste food—this is called achieving “zero waste” or becoming waste-free!

First, look at the activity in this packet called [“Food is too good to waste!”](#)¹³

Then check out the poster [“Pack a Waste-Free Lunch.”](#)¹⁴

In this activity, you'll come up with ideas for how to pack a lunch for other kids that won't create waste. You'll need a paper and pen.

See the menus in the worksheet included here. If you take lunch to school, “Pack Waste-Free and Healthy” for Monday, Tuesday, and Wednesday. Then create what you would pack for Thursday and Friday. You can pack sandwiches, leftovers from dinner, fruits, vegetables, or anything you think is healthy and waste-free. Make sure to pack only what you can eat, reuse, or compost. Compost means creating a mixture of decaying organic matter, such as the scraps from fruits and veggies that can be used as fertilizer to grow plants.



13 Credit: Environmental Protection Agency, <https://www.epa.gov>

14 Credit: Environmental Protection Agency, <https://www.epa.gov>

Share your menus with friends to see what they came up with.

Discuss with your friends:

- ▶ What are some things you can do to make your lunch waste-free? For instance, if you usually don't eat a whole piece of fruit, you can cut it in half or pieces and save the rest for later.
- ▶ What things can you avoid? Think about single-use plastic or paper bags, drink boxes, plastic spoons, forks, and knives as well as paper napkins and packaged snacks. What would you replace these with? (Some suggestions: reusable lunch containers, reusable water bottle, washable utensils, cloth napkins, reusable food container or thermos, and snacks in reusable zip bags)

Choice 3. Investigate the life of a soccer ball.

Have you ever wondered what happens with the things you use or toys you play with after you've finished using them? Every product we use requires natural resources that we take from the earth. Products also take energy to make, which uses our air, land, and water.

To find out more, follow the life of a soccer ball to learn how it is made and how you can help reduce its impact on the environment.

Look at the "The Life of a Soccer Ball" included in [this activity packet](#).¹⁵ If you can, find a soccer ball to look at while doing this activity.

Find these materials on the soccer ball: plastic, rubber, cotton, and animal leather.

Draw a poster to show how to take care of the soccer ball.

With an adult and friends, talk about each stage of a product's life from the poster.

Then pick a favorite thing you own.

Think about your favorite item:

1. How far did it travel to get to you?
2. What is it made from?
3. What else was needed to make this item?
4. How often and for how long do you expect to use this item?
5. How much does it cost to purchase?
6. How much does that mean each use costs?
7. When you no longer need this item, where does it go?
8. What will happen to it then?
9. How is this a problem?
10. What else could be done?



STEP 5. Create a Responsible Consumption Challenge

To create responsible consumption, everyone needs to act! One way you can inspire others to act is to show them what you are doing and encourage them to do the same.

What's cool is that sometimes we no longer use an item but someone else really wants it! When we pass on an item we no longer use, we are both extending the "life" of the item (the time before it goes in the trash), and we are helping someone else because they don't have to buy a new one! With your friends, troop, family, or community, have an adult help you host a swap party where you can exchange something you no longer want or use for something else.

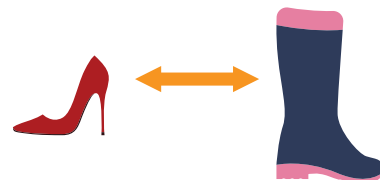
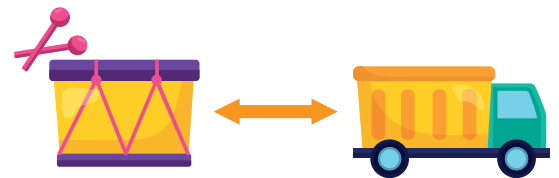
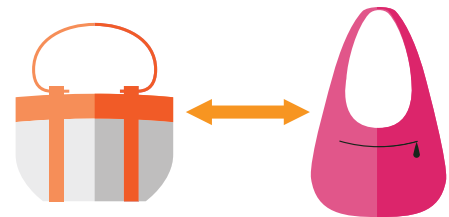
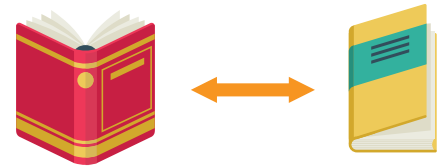
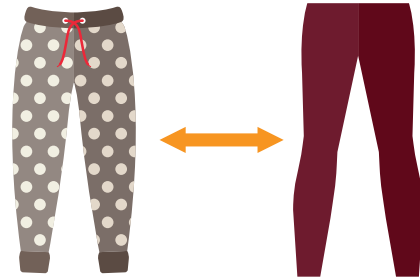
First, find other swappers. Decide on what you will swap. It can be a toy, an article of clothing, a book, or anything else you think of.

Share with your friend how swapping or donating things is important to help the environment.

Then, get the message out about everything you learned about responsible consumption.

- ▶ What will you tell your family about your message for responsible consumption?
- ▶ What else can you do to get your message out? For example, you might put up flyers or a poster at your town hall or community bulletin board.

When you are finished with all five steps, make sure you celebrate! By earning your Global Action Award you've helped the world get one step closer to achieving the Global Goals!





Glossary

Biodegradable: When something can be broken down naturally by living organisms, such as bacteria

Citizenship: When you belong to a community of people

Compost: To create a mixture of decaying organic matter, such as dead leaves or kitchen scraps that can be used as fertilizer to grow plants

Consumption: To use up something

Environment: The air, water, and land in or on which people, animals, and plants live

Global: When something includes the whole world

Global Citizenship: When you consider the whole world as your community

Goal: A result you want to see happen for change or to make a difference

Habitat: Where plants and wildlife live

Natural resources: Things we take from the earth to make food, fuel, and products, such as coal, natural gas, metal, wood, and water

Pollution: Anything that causes harm to the environment like the smoke from a factory that causes pollution

Recycle: Taking materials ready to be thrown away and changing them into materials we can use again

Responsible consumption: Making the right decisions about how we use or take care of things

Sustainable: When something can last or continue for a long time

United Nations: Organization formed to promote international peace, security, and cooperation among countries in the world (Fun fact: The United Nations headquarters is in New York City, the same city as Girl Scouts of the USA headquarters!)

Waste: Unwanted or unusable materials



Global Goals Icon Grid and One-Sentence Global Goal Descriptions



Goal 1: End poverty in all its forms everywhere.

Goal 2: End hunger and ensure everyone has access to healthy and nutritious food.


Goal 3: Ensure healthy lives and promote well-being for all at all ages.



Goal 4: Ensure inclusive and good education for all people.

Goal 5: Achieve gender equality and empower all women and girls.

Goal 6: Make sure everyone has access to safe and clean water.



Goal 7: Make sure everyone has access to safe and clean energy.

Goal 8: Promote inclusive and sustainable economic growth so that everyone is able to have decent work prospects.

Goal 9: Build resilient infrastructure and ensure these do not harm the environment or people, and help companies to design and create new technologies and innovations.



Goal 10: Reduce inequality within and among countries.

Goal 11: Make cities and human settlements inclusive, safe, resilient, and sustainable.

Goal 12: Ensure sustainable consumption and help stop food waste.



Goal 13: Take urgent action to combat climate change and its impacts.

Goal 14: Conserve and protect the oceans and marine life.

Goal 15: Protect, restore, and promote nature and the animals that live in it.



Goal 16: Promote peaceful and inclusive societies for sustainable development; provide access to justice for all; and build effective, accountable, and inclusive institutions at all levels.

Goal 17: Create new partnerships around the world for the SDGs.